



MINNESOTA
TOWARD **ZERO** DEATHS

TZD Legislative Update

January 29, 2021

Col. Matt Langer
*Minnesota State
Patrol*





**TOWARD
ZERO
DEATHS**

Vision

To prevent fatalities and serious injuries
on Minnesota's roads to get to zero



A comprehensive traffic safety program serving all of Minnesota

TZD Cornerstone



Five

~~Four~~ “E” approach:

- Enforcement
- Engineering
- Education & Outreach
- Emergency Medical & Trauma Services
- **Everyone Else!**

(Legislators, Judicial, Media)

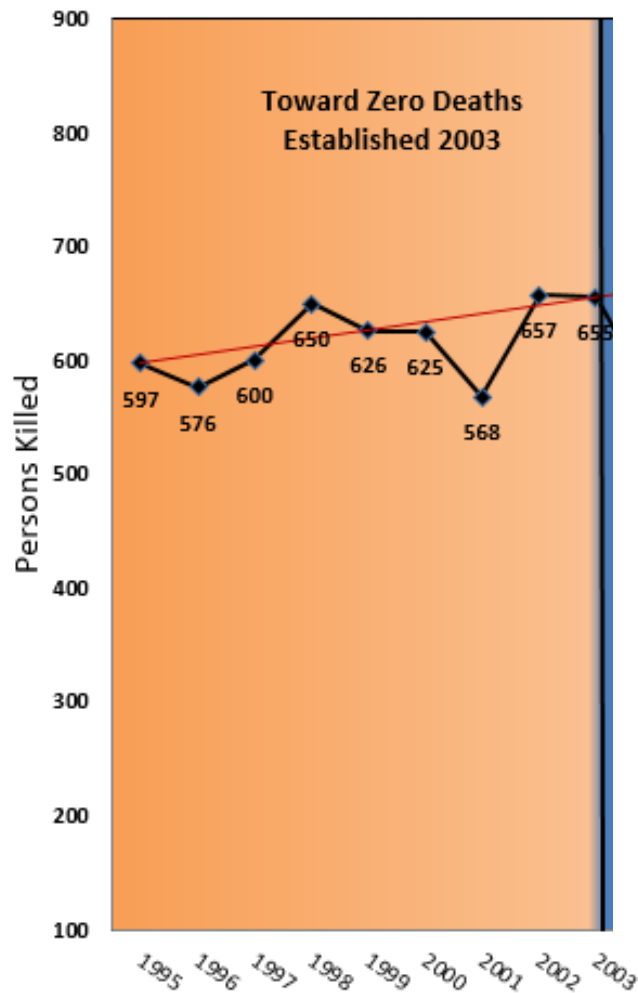
Minnesota TZD Strategic Goals

- Goal 1:** Pursue public support of traffic safety as a priority
- Goal 2:** Strengthen TZD as a priority for all units of government and traffic safety partnerships
- Goal 3:** Promote and implement effective traffic safety initiatives



TZD History

- Program created in 2003 during a time of increasing traffic fatalities.
- Unique program that coordinated the traffic safety efforts of the Departments of Public Safety, Health and Transportation.
- Modeled after Sweden's Vision Zero Program, which began in 1997.



What is different about TZD?

- Addresses all roads
- Multi-disciplined, “4-E” approach
- Proactive/systematic Safe Systems approach
- Breaks down obstacles (silos, resources, habits, turf, credit)



TZD Geographic Regions

State TZD Program Coordinator
Kristine Hernandez

Law Enforcement Liaisons
Frank Scherf, Northeast
Becky Putzke, Northwest
Bill Hammes, Metro
Scott McConkey, South

Child Passenger Safety Liaisons
Sheila Denton
Shonette Doggett
Jasmine Wangen

Sue
Johnson

Holly
Kostrzewski

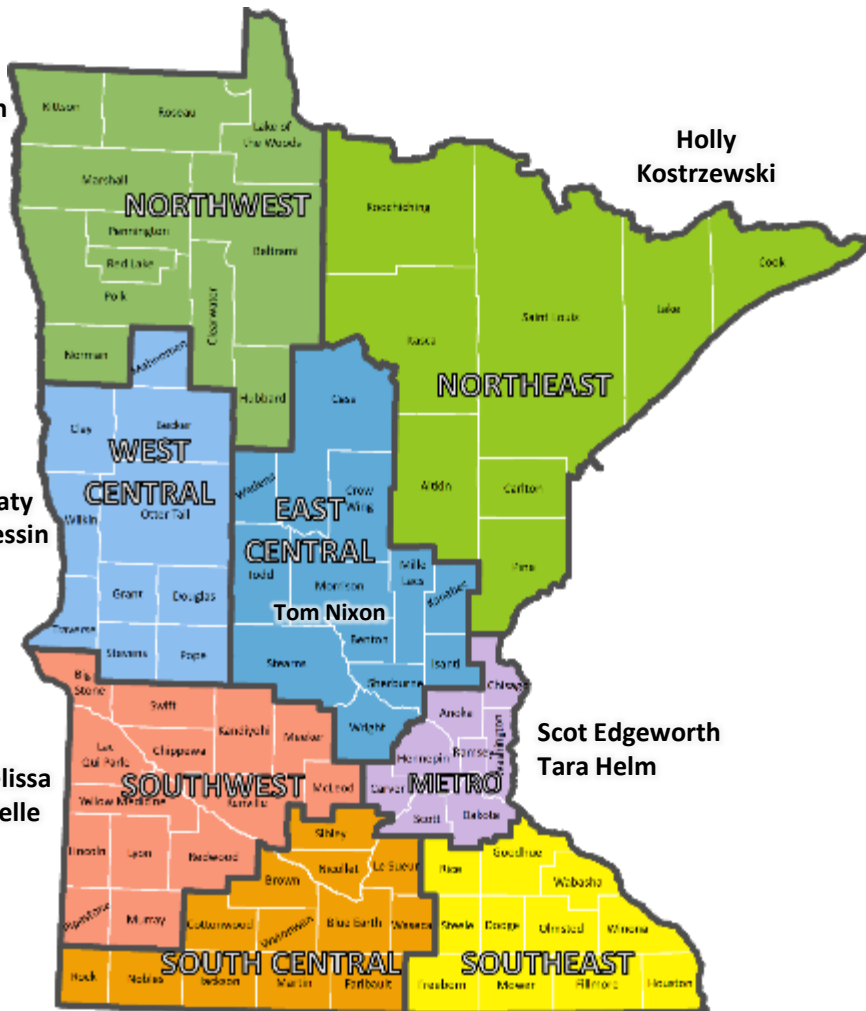
Katy
Kressin

Melissa
Hjelle

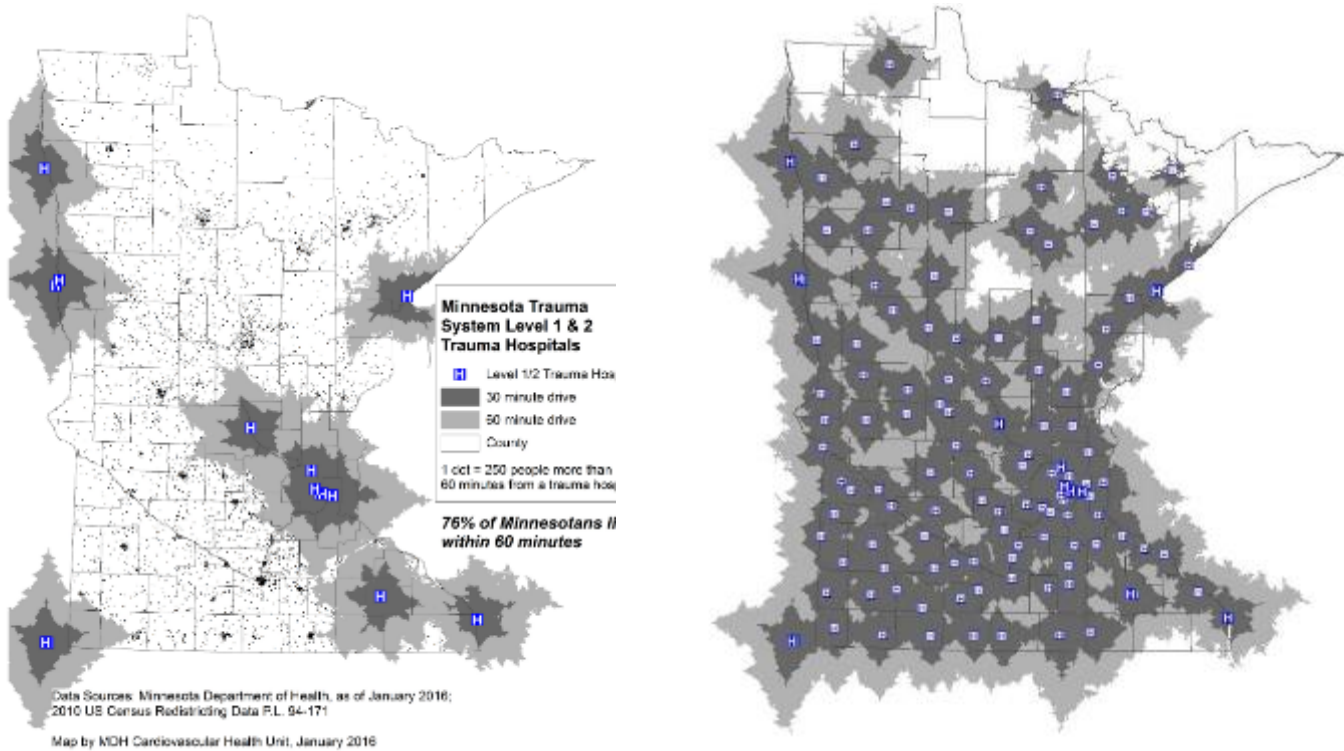
Scot Edgeworth
Tara Helm

Annette Larson

Jessica Schleck



Established Statewide Trauma System

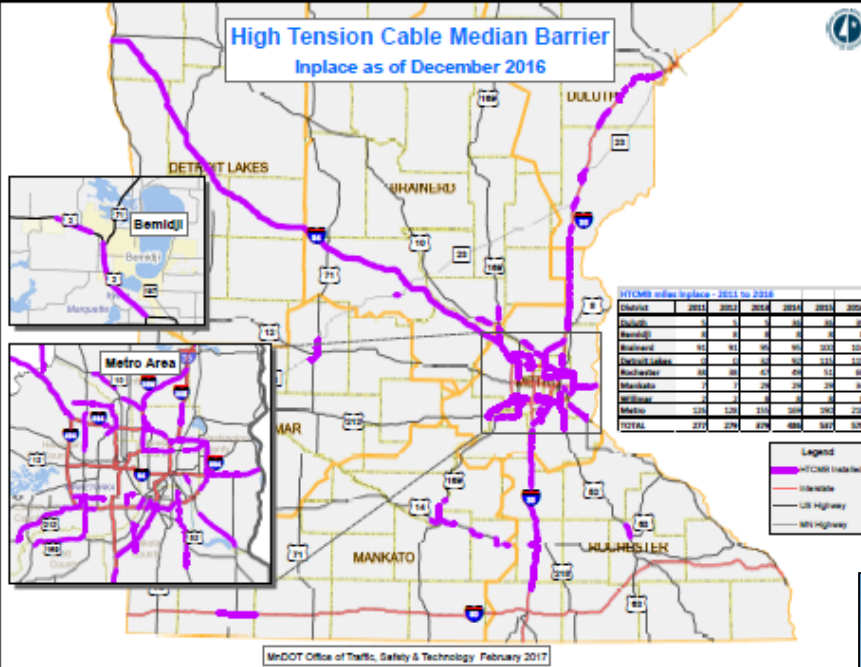


Aeromedical Auto Launch

- Automatically launches helicopter when 911 call received
- Don't wait for responders to arrive on scene
- Reduces helicopter response time



High Tension Cable Median Barrier Inplace as of December 2016



Minnesota High Tension Cable Median Barrier

**95% Reduction in Fatal
Head-on Crashes**

2003: 0 miles
2014: 450 miles
2020: 734 miles



**TOWARD
ZERO
DEATHS**

Roundabouts



- Removes Right Angle Crash potential (T-bone crashes)
- Reduces severe crashes by 80-90%
- Reduces pedestrian crashes by 60% when compared to other intersections
- More than 200 across the state

Reduced Conflict Intersections (RCI)



Have shown an 85% reduction in fatal & serious injury crashes

Enforcement

- Highly Visible
- Targeted and Data-Driven
- Coordinated state and local efforts
- Multi-state, border-to-border efforts





**TOWARD
ZERO
DEATHS**

Education – Teen Hands-on Learning Activities



Wheel of Distraction



“Pedal Kart” Obstacle Course

Education – Sober Cab



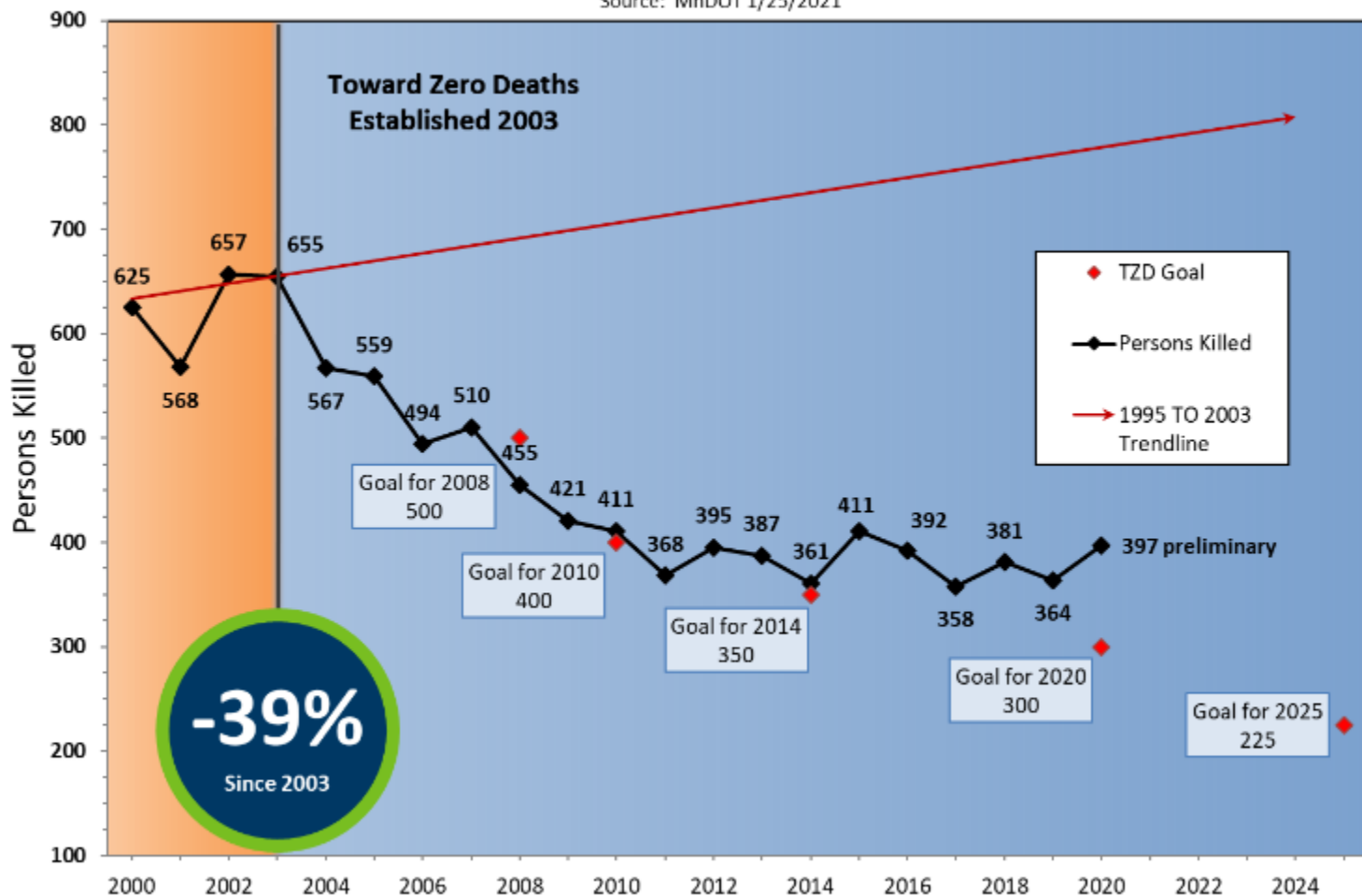
Highlights:

- 47 bars participate in Duluth/ Twin Ports area!
- JOYRIDE program is also in Blue Earth, Faribault, Kandiyohi, Le Sueur, Meeker, Murray, Rice and Redwood counties.



Minnesota Roadway Fatalities

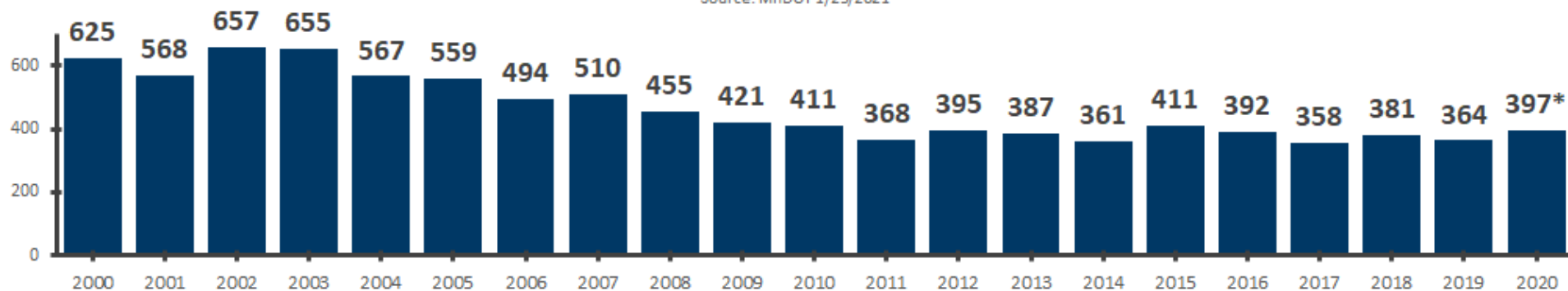
Source: MnDOT 1/25/2021



**TOWARD
ZERO
DEATHS**

Minnesota Roadway Fatalities

Source: MnDOT 1/25/2021



Statewide Trauma System Legislation

Blood Alcohol Content for DWI changed from .10 to .08

Drivers License Sanction and Ignition Interlock

Phone Ban for Provisional Drivers and Permit Holders Under 18

Electronic Communications Prohibited while Driving

Increase Fines for Second Offense Texting

Hands Free

Graduated Drivers License Laws Expanded

Increase Supervised Practice for Teen Drivers

Require Educators to Offer Parent Awareness Training

Primary Seat Belt and Booster Seat Law

Increase Fines for Work Zone Speeding

-39%
since 2003.

TRAFFIC SAFETY LEGISLATION

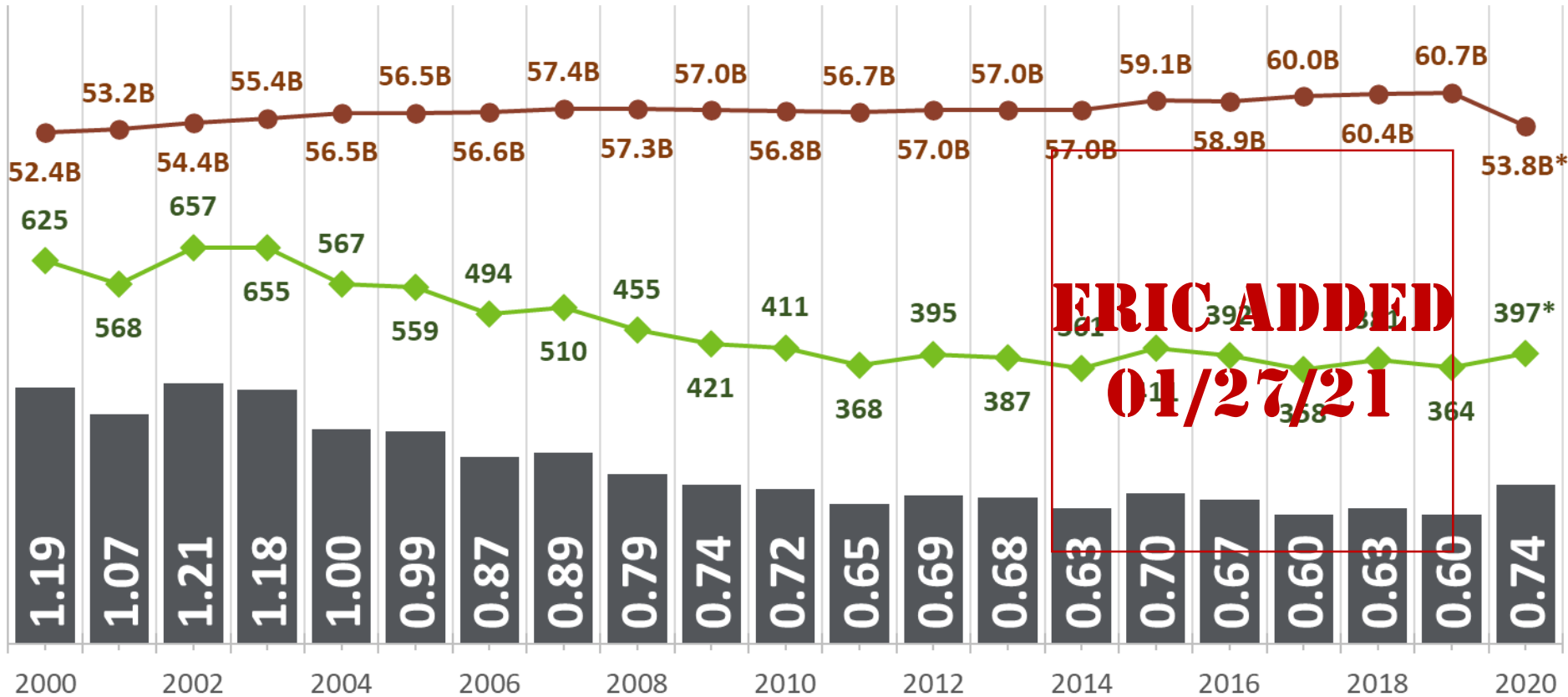
The Impact of COVID

What happened in 2020 to traffic safety efforts during COVID?

- Historic drops in VMT
- Overall crashes down
- # of crashes down/severity crash rate up

Statewide traffic fatality and volume trends

Fatality rate VMT Fatalities



2020 Crash Statistics by Behavior

Preliminary numbers show that of the 397 deaths in 2020:*

- **118** were speed-related, compared with **72** in 2019.
- **102** were not wearing seat belts, compared with **73** in 2019.
- **64** were motorcyclists, compared with **44** in 2019.




**2020 data is preliminary.*

2021 Speed and Aggressive Driving Safety & Enforcement Project

- **Goal:** *Prevent Fatal and Serious Injury Crashes*
- Beginning Jan. 1, Minnesota State Patrol and DPS Office of Traffic Safety (OTS) dedicated additional resources for speed enforcement.
- OTS developed a statewide grant program with federal funds for local law enforcement to participate.
- Education/Media engagement integral to the project.

Strategic Highway Safety Plan

- Sets direction to reduce traffic fatalities and serious injuries for all roadway users
- Data-driven approach to identifying traffic safety issues and potential solutions
- 168 tactics in 13 focus areas
- Search Minnesota SHSP



Strategic Highway Safety Plan

Fatal and Serious Injury Crashes by Focus Area (2014-2018)

1	Intersections	47%	6	Motorcyclists	17%	12	Head-On	11%
2	Single Vehicle Run off the Road	31%	7	Unbelted Occupants	16%	13	Commercial Vehicles	9%
				Younger Drivers	16%			
3	Impairment	25%	9	Unlicensed Drivers	14%	14	Bicyclists	4%
4	Speed	20%	10	Inattention	13%	15	Work Zones	2%
5	Older Drivers	18%	11	Pedestrians	12%	16	Trains	0.4%

MINNESOTA TRAFFIC SAFETY GOAL

0 DEATHS &
SERIOUS INJURIES

Long-term goal is to eliminate deaths
and serious injuries on MN roadways

BY 2025

NO MORE THAN
225
TRAFFIC DEATHS

NO MORE THAN
980
SERIOUS INJURIES

TZD 2.0: The Next Generation of Minnesota's Toward Zero Deaths Program

- TZD program evaluation
- Organizational structure recommendations
- Recommendations for program areas that would benefit from formal policy development
- Implementation plan



TZD Legislative Needs

- DWI Courts – Expansion Need
- Recreational Marijuana – Traffic Safety Awareness
- Support in engaging the public in proactive, systematic, and innovative approaches to traffic safety
- Assistance in developing new TZD partnerships and ownership
- Input in how to improve the TZD program through TZD 2.0



What are you hearing regarding Traffic Safety?

How can TZD best support you?



Contact Information

Mike Hanson, Director

Office of Traffic Safety

Department of Public Safety

Brian Sorenson, Director

Office of Traffic Engineering

Department of Transportation

Mark Kinde, Manager

Injury & Violence Prevention Section

Department of Health

Col. Matt Langer

Minnesota State Patrol

Department of Public Safety

Minnesotatzd.org